

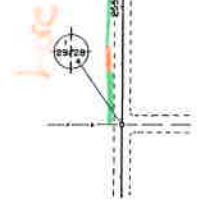
33' ROW
 3" HOPE
 CSAH 22

PI 252+91.5

PI 275+470



Regulator
 Station
 See attached
 drawing



bare

bare

6" steel

PI 227+00
 EL 1210.16

PI 266+00
 EL 1210.16

1210
 1200
 1190

1210
 1200
 1190

+0.84

200' VC
 M=0.23

-0.06

200' VC
 M=0.16

-0.72

250

260

265

270

275

280

(1:8.12 2)

SAP 49-612-02

33' ROW
3" HDPE

PI 228+00.1

PI 228+91.5



All pipe 30' off centerline
All bores 3' below ditch grade



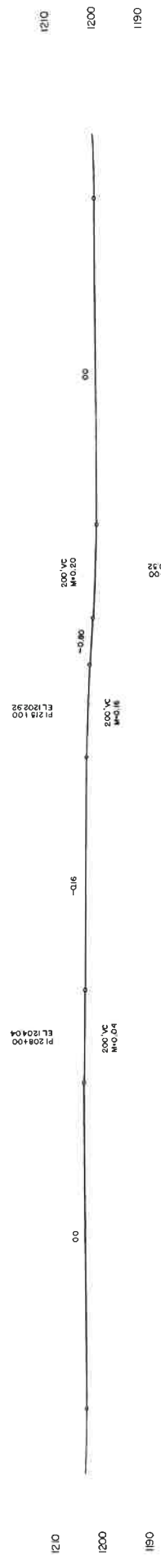

SAP 49-612-02

33' ROW

3" HDPE

PI 199+20.1

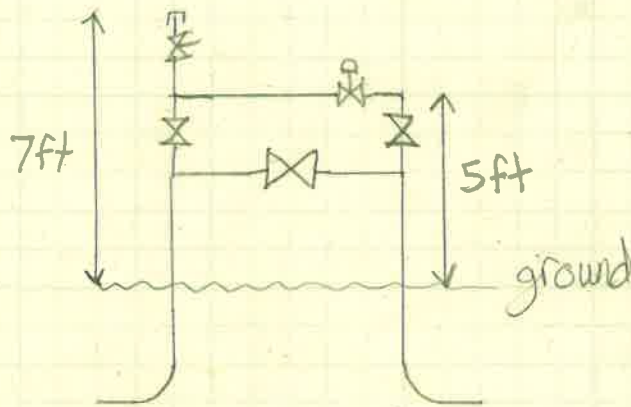
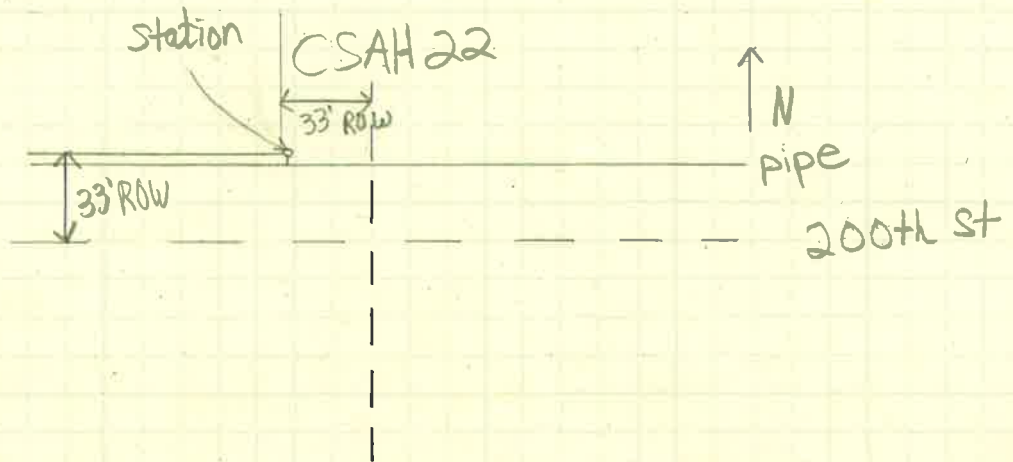
PI 226+08.1



SAP 49-612-02

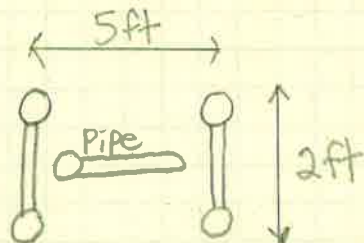
Regulator Station off Steel

CSAH 22



- ⊗ Valve
- ⊕ regulator
- ⊗ relief

Barricade



TOP



SIDE